

# 2011 EQUITATION TESTS : NOVICE TEST 1

## Heights

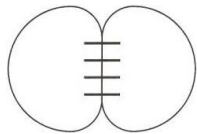
Pony Riders: 70 cm  
Juniors & Adults: 90 cm

Show \_\_\_\_\_  
Judge \_\_\_\_\_

Class \_\_\_\_\_  
Date \_\_\_\_\_

Competitor No.

### PART 1

Enter at trot	
Show downward transition to walk (4 - 8 steps) and upward transition to trot	
Canter and circle +/- 20m	
Trot figure 8	 <p>Horses: 1.4m apart Ponies: 1.2m apart</p>

of 20

### PART 2

Jump the course
Rhythm:
Track:
Accuracy:
Position:

of 20

### GENERAL

--

Penalties      Error: -2    Knock: -2    Refusal: -4    Fall: elimination

# 2011 EQUITATION TESTS : NOVICE TEST 2

## Heights

Pony Riders: 70 cm

Juniors & Adults: 90 cm

Show \_\_\_\_\_

Class \_\_\_\_\_

Competitor No.

Judge \_\_\_\_\_

Date \_\_\_\_\_

### PART 1

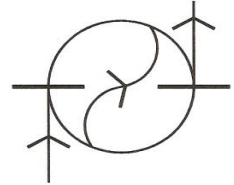
Enter at trot

Show transition to canter

Canter 2 poles on a +/- 20m circle

Change rein across middle of circle, changing to opposite canter lead through trot

Canter 2 poles in opposite direction



Show transitions to trot and walk

 of 20

### PART 2

Jump the course

Rhythm:

Track:

Accuracy:

Position:

 of 20

### GENERAL

# 2011 EQUITATION TESTS : NOVICE TEST 3

## Heights

Pony Riders: 70 cm

Juniors & Adults: 90 cm

Show \_\_\_\_\_

Class \_\_\_\_\_

Competitor No.

Judge \_\_\_\_\_

Date \_\_\_\_\_

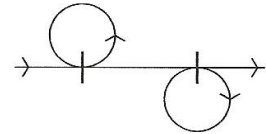
### PART 1

Enter at trot

Trot +/- 15m circle over 1st pole

Proceed in straight line over 2nd pole and circle in opposite direction

(Circles to be same size & poles set 15m apart)



Canter over 2 poles set on a straight line

Canter 1 jump

of 20

### PART 2

Jump the course

Rhythm:

Track:

Accuracy:

Position:

of 20

### GENERAL

# 2011 EQUITATION TESTS : NOVICE TEST 4

## Heights

Pony Riders: 70 cm  
Juniors & Adults: 90 cm

Show \_\_\_\_\_

Class \_\_\_\_\_

Competitor No.

Judge \_\_\_\_\_

Date \_\_\_\_\_

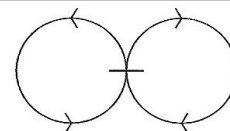
### PART 1

Enter at trot

Canter and show lengthened canter and working canter

Trot, walk, halt

Canter one vertical on a figure 8 track (3 efforts)



of 20

### PART 2

Jump the course

Rhythm:

Track:

Accuracy:

Position:

of 20

### GENERAL

**2011 EQUITATION TESTS : NOVICE TEST 5**

Heights

Pony Riders: 70 cm

Juniors & Adults: 90 cm

Show \_\_\_\_\_

Class \_\_\_\_\_

Competitor No.

Judge \_\_\_\_\_

Date \_\_\_\_\_

**PART 1**

Enter at canter and lengthen the canter
Working Canter
Trot, walk, halt
Jump 2 verticals on a related distance (3 - 6 strides)

 of 20

**PART 2**

Jump the course
Rhythm:
Track:
Accuracy:
Position:

 of 20

**GENERAL**

--

**2011 EQUITATION TESTS : NOVICE TEST 6**

Heights

Pony Riders: 70 cm

Juniors & Adults: 90 cm

Show \_\_\_\_\_

Class \_\_\_\_\_

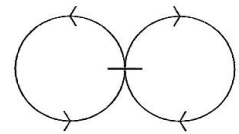
Competitor No.

Judge \_\_\_\_\_

Date \_\_\_\_\_

**PART 1**

Enter at trot sitting, no stirrups
Walk +/- 10m
Trot
Canter 1 vertical on figure 8 track (3 efforts)



of 20

**PART 2**

Jump the course
Rhythm:
Track:
Accuracy:
Position:

of 20

**GENERAL**

--

Penalties                      Error: -2    Knock: -2    Refusal: -4    Fall: elimination

# 2011 EQUITATION TESTS : NOVICE TEST 7

## Heights

Pony Riders: 70 cm

Juniors & Adults: 90 cm

Show \_\_\_\_\_

Class \_\_\_\_\_

Competitor No.

Judge \_\_\_\_\_

Date \_\_\_\_\_

### PART 1

Enter at trot sitting, no stirrups

Walk.

Canter figure 8, 2 circles, changing through trot

Canter gymnastic

(Bounce, 1 stride vertical, 2 strides vertical)



Horses: 3.1m/6.3m/10.0m  
Ponies: 3.0m/6.0m/9.5m

of 20

### PART 2

Jump the course

Rhythm:

Track:

Accuracy:

Position:

of 20

### GENERAL

Penalties

Error: -2 Knock: -2 Refusal: -4 Fall: elimination

# 2011 EQUITATION TESTS : NOVICE TEST 8

## Heights

Pony Riders: 70 cm

Juniors & Adults: 90 cm

Show \_\_\_\_\_

Class \_\_\_\_\_

Competitor No.

Judge \_\_\_\_\_

Date \_\_\_\_\_

### PART 1

Enter at walk (max 10m), no stirrups

Trot +/- 15m circle, no stirrups

Canter +/- 20m circle on the same rein

Show change of leg through trot

Canter gymnastic  
(place pole, bounce, 1 stride vertical)



Horses: 2.8m/3.3m/6.3m  
Ponies: 2.6m/3.1m/6.0m

of 20

### PART 2

Jump the course

Rhythm:

Track:

Accuracy:

Position:

of 20

### GENERAL



# 2011 EQUITATION TESTS : NOVICE TEST 9

## Heights

Pony Riders: 70 cm  
Juniors & Adults: 90 cm

Show \_\_\_\_\_

Class \_\_\_\_\_

Competitor No.

Judge \_\_\_\_\_

Date \_\_\_\_\_

### PART 1

Figure 8, 3 circles (no stirrups):

1st circle trot

Show walk/trot transition (3-6 strides) at centre

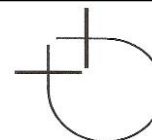
2nd circle trot

3rd circle canter

Lengthen the canter

Canter 2 jumps set at right angles

(circular track to be +/- 20m)



of 20

### PART 2

Jump the course

Rhythm:

Track:

Accuracy:

Position:

of 20

### GENERAL

# 2011 EQUITATION TESTS : NOVICE TEST 10

## Heights

Pony Riders: 70 cm  
Juniors & Adults: 90 cm

Show \_\_\_\_\_

Class \_\_\_\_\_

Competitor No.

Judge \_\_\_\_\_

Date \_\_\_\_\_

### PART 1

Enter at walk +/- 10m, no stirrups

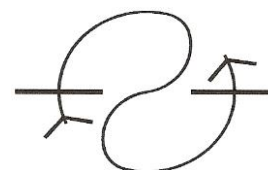
Trot figure 8, 2 circles, no stirrups

Halt, no stirrups

Canter 1 vertical on circular track (1 effort)

Change rein through circle showing change of leg

Canter 2nd vertical in reverse direction (1 effort)



of 20

### PART 2

Jump the course

Rhythm:

Track:

Accuracy:

Position:

of 20

### GENERAL

## EQUITATION MOVEMENTS 2011

\* **CIRCLES:**

Circles are 20m in diameter unless otherwise specified.

\* **TROTTING POLES:**

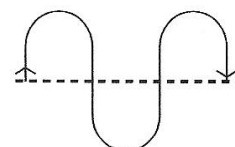
4- 6 poles which are to be **1,40m** apart for horses and **1,20m** for ponies.

\* **FIGURE 8:**

Circles should be not more than **20m** in diameter and equal in size.  
The movement should begin and end at the centre point of the figure 8.


\* **SERPENTINE:**

The shape is slightly variable depending on the shape and size of the arena available. All loops should be equal in size. The movement starts and finishes on an imaginary centre line.



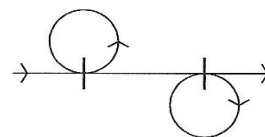
\* **DEEP S:**

Deep S to be ridden in trot and/or canter as directed.  
The S is ridden on circular tracks of 15 - 20m with the rider doubling back in the change of direction. Both "loops" to be equal in size



\* **TROT CIRCLES OVER POLES ON THE GROUND:**

Circles should be between **10m** and **15m** in diameter, both being the same size.



\* **MOVEMENT WITH ONE HAND:**

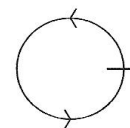
The competitor places both reins and the stick in one hand and the other hand remains along the side of the rider behind the thigh in a **relaxed** manner at the start of the movement. The reins are taken up again once the movement is complete.

\* **LENGTHENING AND COLLECTION ON A CIRCLE:**

The lengthening and collection must be more instant than gradual.

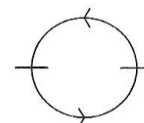
\* **CANTER ONE JUMP ON A CIRCULAR TRACK:**

The circle must be 20m diameter.




\* **CANTER TWO JUMPS ON A CIRCULAR TRACK (1):**

Jumps to be approximately 20m centre to centre



\* **CANTER TWO JUMPS ON A CIRCULAR TRACK (2):**

Canter 2 jumps (set 15-20m apart centre to centre) on a circular track, change through the circle and jump both jumps in the opposite direction.  
The circular track is to be maintained over the jumps.  
2 efforts on right rein and 2 efforts on left rein

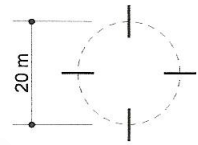




## EQUITATION MOVEMENTS 2011(cont.)

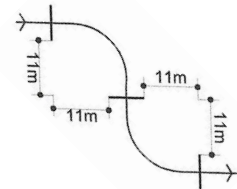
### \* 4 POLES ON A CIRCULAR TRACK:

Canter 4 poles on a circular track. Poles to be 20m apart centre to centre. Competitor should aim to put the same number of strides between each pole while maintaining balance and rhythm on the circle.



### \* THE "S" BEND

Canter 2 related distances (5-6 strides) on the curve. Should ideally be jumped showing as smooth and accurate a track as possible between fences 1 and 2 and 2 and 3. The exercise may be jumped in either direction.

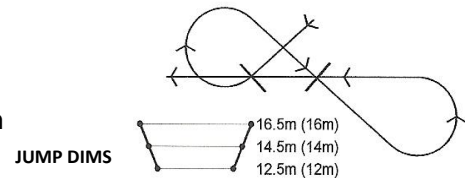


### \* RELATED DISTANCE:

Jump a related distance twice, adding a stride the second time. Any two **VERTICALS**, 3 - 6 strides apart, may be chosen. Verticals should be on a straight line. Should the competitor refuse at the 2nd vertical on either of the 2 rides, both verticals must be retaken to show the required number of strides.

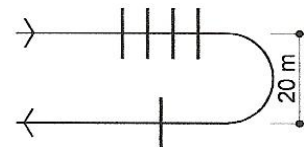
### \* LOOPING STAR:

Approach and jump either fence to start. Half circle and jump 2nd fence. Loop back on oneself and jump both fences in a straight line. Dimensions shown are based on 3,6m pole lengths (pony dims shown in brackets).



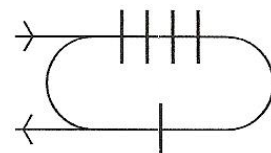
### \* TROT TROTTERING POLES AND CANTER JUMP (1):

The competitor may ride the exercise on either rein. Approach 4 poles in trot. Pick up canter before the jump, on a circular track, and canter the jump.



### \* TROT TROTTERING POLES AND CANTER JUMP (2):

The competitor may ride the exercise on either rein. Approach 4 poles in trot. Pick up canter before the jump, on a circular track, and canter the jump. Return to the trot on a circular track and repeat poles and jump.



### \* GYMNASTICS:

The heights of gymnastic exercises should be approximately 10cm lower than the recommended show jumping height for that class.

### \* LEG YIELDING:

It is recommended that leg yielding movements should be ridden in clear view of the judges.

